

John Peer
Manager
9-20-2007



SI® The World Leader of Online Behavior and Attitude Assessments
Success Insights Central & Eastern Europe
www.successinsights-cee.eu
(+36) 1 336 1057
info@successinsights-cee.eu

Behavioral research suggests that the most effective people are those who understand themselves, both their strengths and weaknesses, so they can develop strategies to meet the demands of their environment.

This report analyzes behavioral style, that is, a person's manner of doing things. Is the report 100% true? Yes, no and maybe. We are only measuring behavior. We only report statements which are true and areas of behavior in which tendencies are shown. Feel free to delete any statement from the report that may not apply, but only after checking with friends or colleagues to see if they agree.



This section provides suggestions on methods which will improve John's communications when selling to different styles. The tips include a brief description of typical people in which he may interact. By adapting to the communication style desired by other people, John will become more effective in his communications with them. He may have to practice some flexibility in varying his communication style with others who may be different from himself. This flexibility and the ability to interpret the needs of others is the mark of a superior salesperson.

<p>When selling to a person who is dependent, neat, conservative, perfectionist, careful and compliant:</p> <ul style="list-style-type: none"> ● Prepare your "presentation" in advance. ● Stick to business--provide fact to support your presentation. ● Be accurate and realistic--don't exaggerate. <p>Factors that will create tension:</p> <ul style="list-style-type: none"> ● Being giddy, casual, informal, loud. ● Wasting time with small talk. ● Being disorganized or messy. 	<p>When selling to a person who is ambitious, forceful, decisive, strong-willed, independent and goal-oriented:</p> <ul style="list-style-type: none"> ● Be clear, specific, brief and to the point. ● Stick to business. Give an effective presentation. ● Come prepared with support material in a well-organized "package." <p>Factors that will create tension:</p> <ul style="list-style-type: none"> ● Talking about things that are not relevant to the issue. ● Leaving loopholes or cloudy issues. ● Appearing disorganized.
<p>When selling to a person who is patient, predictable, reliable, steady, relaxed and modest:</p> <ul style="list-style-type: none"> ● Begin with a personal comment--break the ice. ● Present yourself softly, nonthreateningly and logically. ● Earn their trust--provide proven products. <p>Factors that will create tension:</p> <ul style="list-style-type: none"> ● Rushing headlong into the interview. ● Being domineering or demanding. ● Forcing them to respond quickly to your questions. 	<p>When selling to a person who is magnetic, enthusiastic, friendly, demonstrative and political:</p> <ul style="list-style-type: none"> ● Provide a warm and friendly environment. ● Don't deal with a lot of details, unless they want them. ● Provide testimonials from people they see as important. <p>Factors that will create tension:</p> <ul style="list-style-type: none"> ● Being curt, cold or tight-lipped. ● Controlling the conversation. ● Driving on facts and figures, alternatives, abstractions.

A person's behavior and feelings may be quickly telegraphed to others. This section provides additional information on John's self-perception and how, under certain conditions, others may perceive his behavior. Understanding this section will empower John to project the image that will allow him to control the situation.

"See Yourself As Others See You"

NOTES

SELF-PERCEPTION

John usually sees himself as being:

Considerate	Thoughtful
Good-Natured	Dependable
Team player	Good listener

OTHERS' PERCEPTION

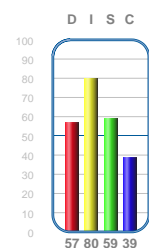
Under moderate pressure, tension, stress or fatigue, others may see him as being:

Nondemonstrative	Hesitant
Unconcerned	Inflexible

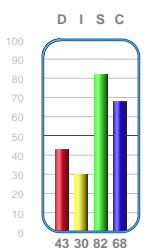
And, under extreme pressure, stress or fatigue, others may see him as being:

Possessive	Stubborn
Detached	Insensitive

Adapted Style



Natural Style



Based on John's responses, the report has marked those words that describe his personal behavior. They describe how he solves problems and meets challenges, influences people, responds to the pace of the environment and how he responds to rules and procedures set by others.

Dominance	Influencing	Steadiness	Compliance
Demanding Egocentric Driving Ambitious Pioneering Strong-Willed Forceful Determined Aggressive Competitive Decisive Venturesome Inquisitive Responsible	Effusive Inspiring Magnetic Political Enthusiastic Demonstrative Persuasive Warm Convincing Polished Poised Optimistic Trusting Sociable	Phlegmatic Relaxed Resistant to Change Nondemonstrative Passive Patient Possessive Predictable Consistent Deliberate Steady Stable	Evasive Worrisome Careful Dependent Cautious Conventional Exacting Neat Systematic Diplomatic Accurate Tactful Open-Minded Balanced Judgment
Conservative	Reflective		
Calculating Cooperative Hesitant Low-Keyed Unsure Undemanding Cautious Mild Agreeable Modest Peaceful Unobtrusive	Factual Calculating Skeptical Logical Undemonstrative Suspicious Matter-of-Fact Incisive Pessimistic Moody Critical	Mobile Active Restless Alert Variety-Oriented Demonstrative Impatient Pressure-Oriented Eager Flexible Impulsive Impetuous Hypertense	Firm Independent Self-Willed Stubborn Obstinate Opinionated Unsystematic Self-Righteous Uninhibited Arbitrary Unbending Careless with Details

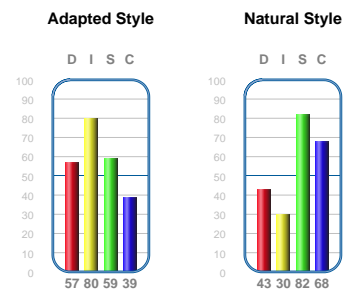


In this area is a listing of possible limitations without regard to a specific job. Review with John and cross out those limitations that do not apply. Highlight 1 to 3 limitations that are hindering his performance and develop an action plan to eliminate or reduce this hindrance.

John has a tendency to:

- Wait for orders before acting.
- Be family-oriented--may resist overnight traveling.
- Confuse loyalty with performance, especially if his loyalty is rewarded.
- Take criticism of his work as a personal affront.
- Not be as forceful in closing as the situation may call for.
- Give a false sense of compliance to superiors because he fights passively and you do not know he is in disagreement.
- Spend too much time in the office preparing for calls.

NOTES





The following are examples of areas in which John may want to improve. Circle 1 to 3 areas and develop action plan(s) to bring about the desired results. Look over the report for possible areas that need improvement.

- Customer Service
- Prospecting
- Preparation
- Presentation
- Handling Objections
- Closing
- Product Knowledge
- Personal Goals
- Other

Area: _____

- 1.
- 2.
- 3.

Area: _____

- 1.
- 2.
- 3.

Area: _____

- 1.
- 2.
- 3.

Date to Begin: _____ Date to Review: _____



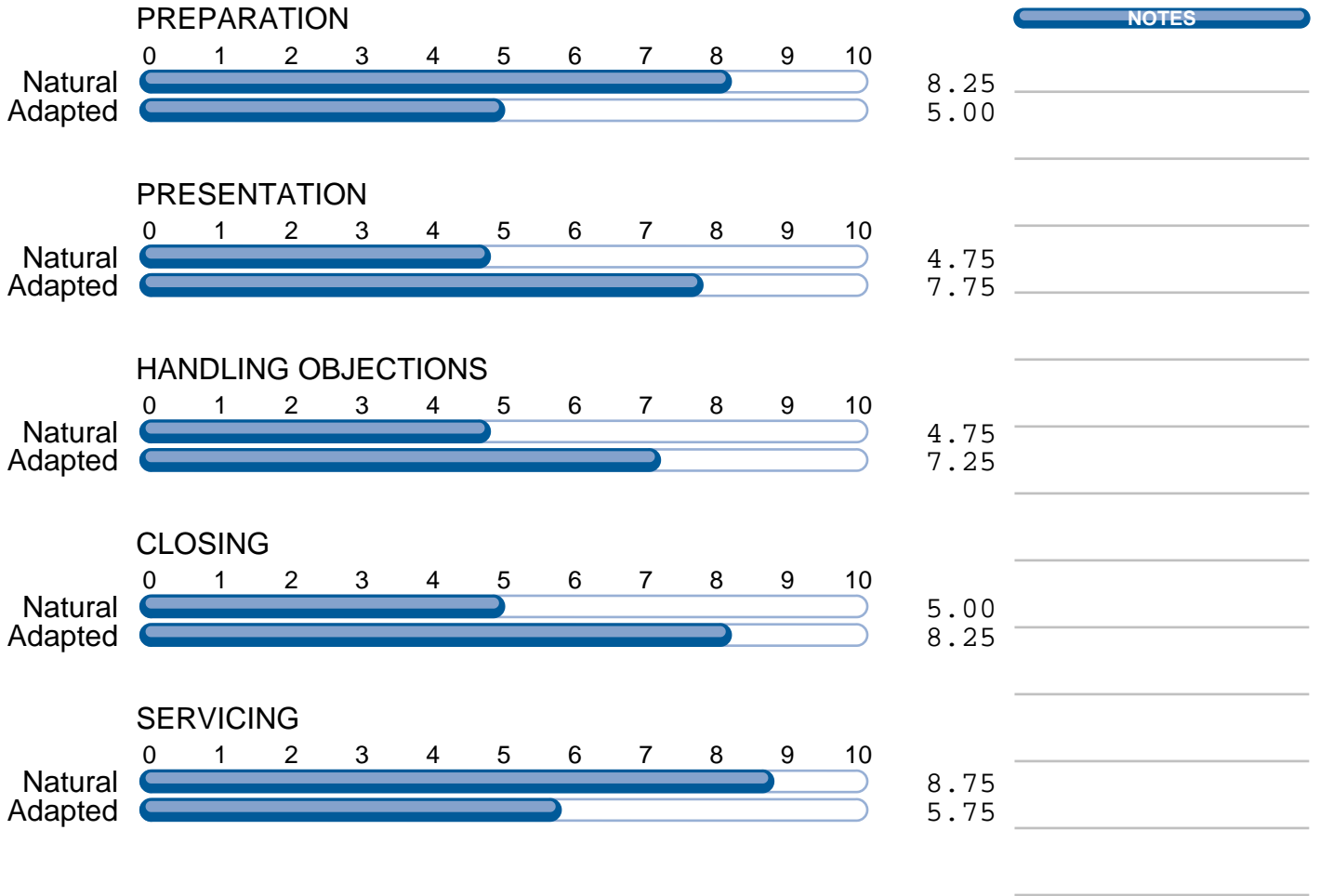
The principal purpose of this report is to help you win, to achieve a greater success in life and work. Winners, throughout history, have had one thing in common -- they know themselves. By reading your report you will gain insights about yourself. With these insights you can develop strategies to win in any environment.

Classifying selling behavior is not an easy undertaking, largely because there are so many variables on which classification could be based. The classifications in this report are purely behavioral. Behavioral measurement can be classified as HOW a person will do a job. To discover WHY, additional information must be collected.

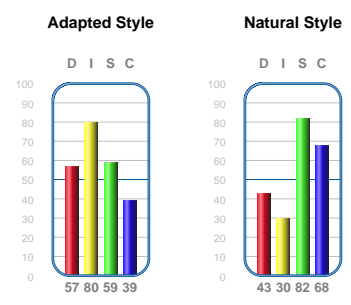
The Natural graph represents your natural behavior - the behavior you bring to the job. The Adapted graph measures your response to the environment - the behavior you think is necessary to succeed at a job. If your Adapted graph is significantly different from your Natural graph, you are under pressure to change or "mask" your behavior.

Read and compare your graphs. Look at each factor and the importance of that factor to the successful performance of your job. Your Adapted graph will identify the factors you see as important and shows you where you are focusing your energy.

Knowledge of your behavior will allow you to develop strategies to win in any environment you choose.



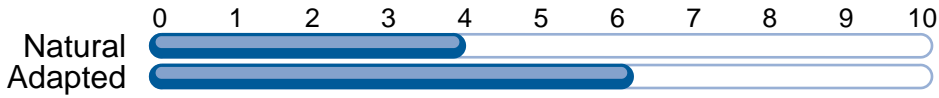
NOTES



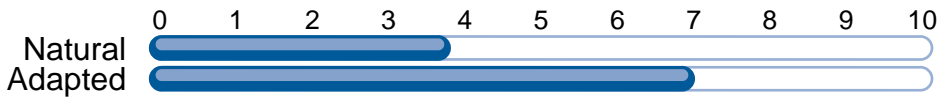


NOTES

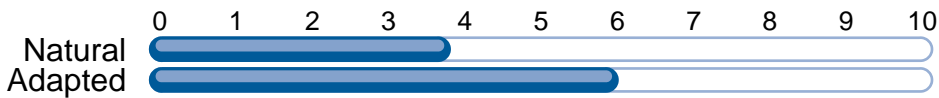
CHALLENGE ORIENTED



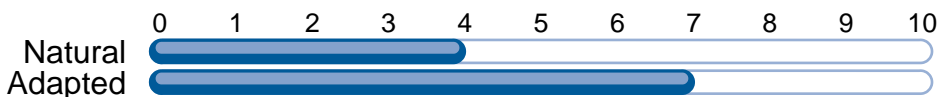
SELF-STARTER



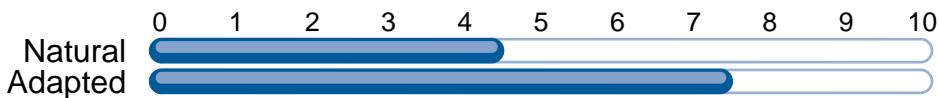
RESULTS ORIENTED



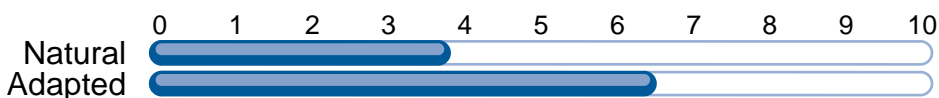
PROSPECTING



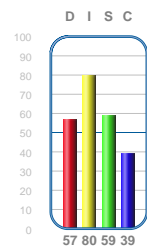
PERSUASION



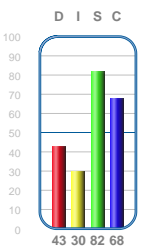
SELF-CONFIDENCE

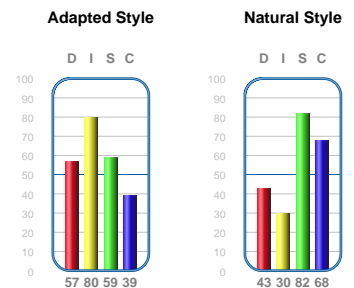
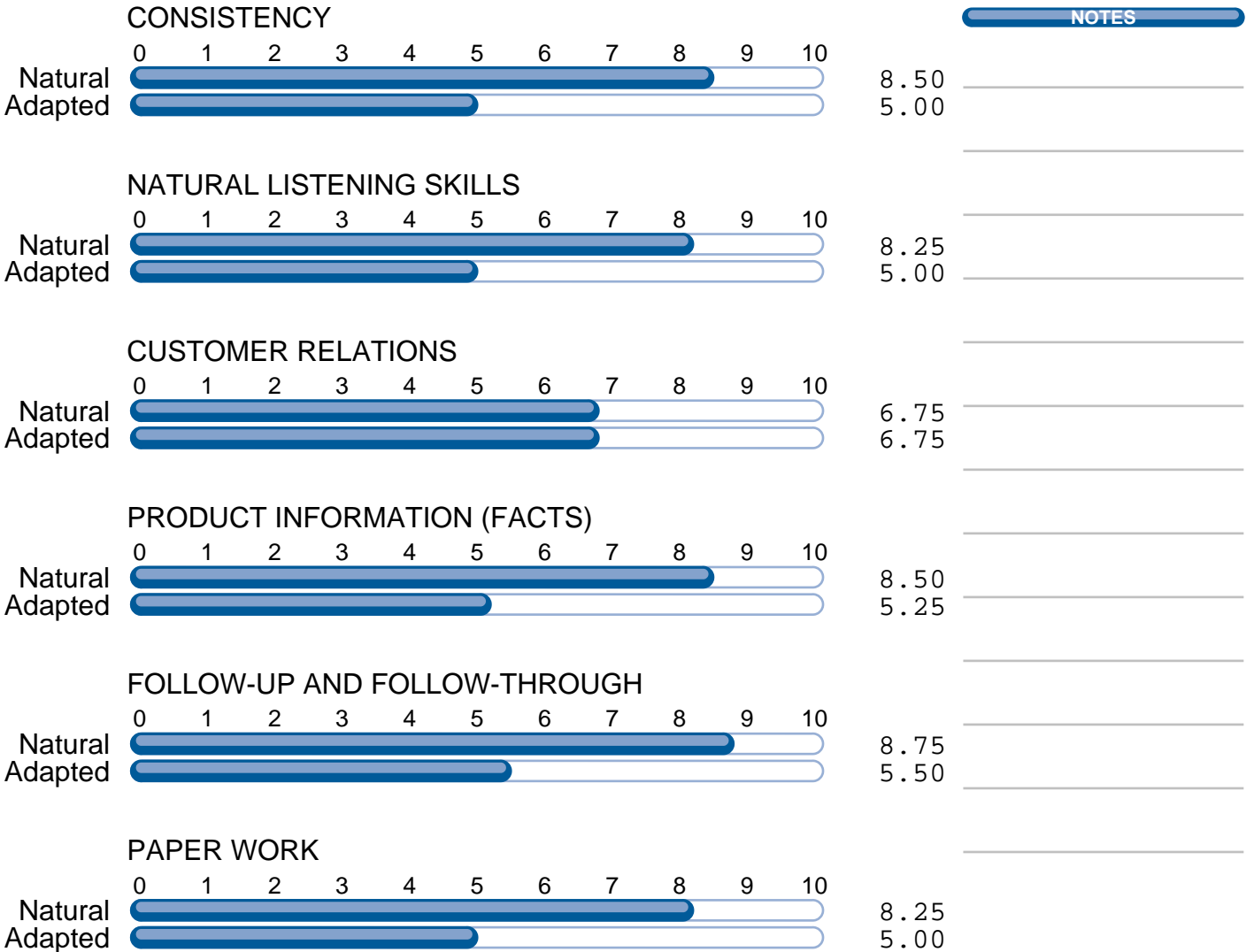


Adapted Style



Natural Style

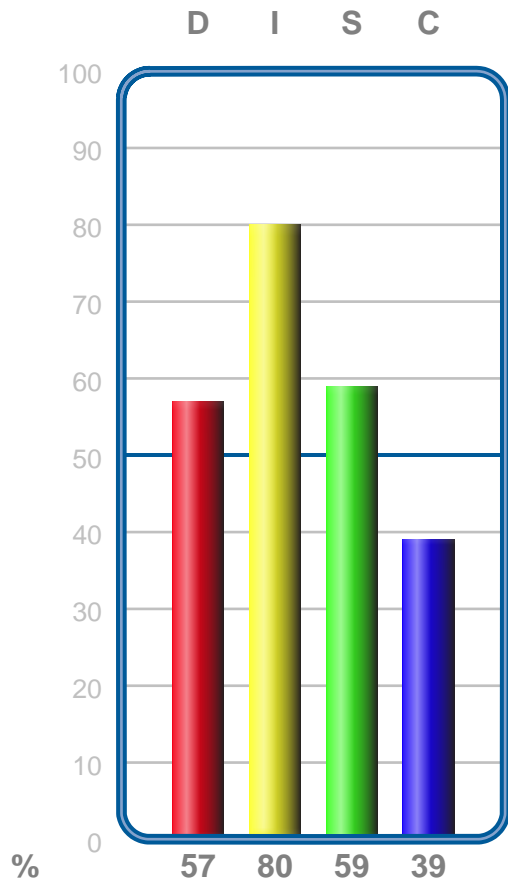




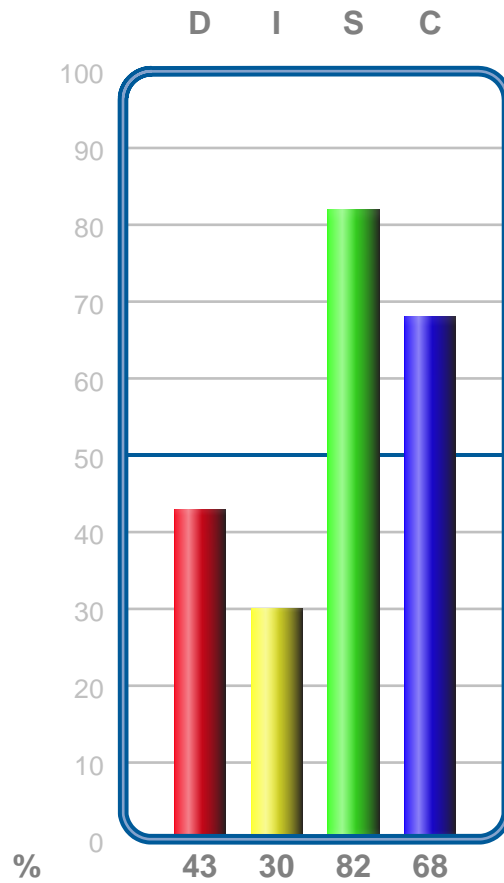
John Peer

9-20-2007

MOST
Graph I
Adapted Style



LEAST
Graph II
Natural Style



Norm 2003



The Success Insights® Wheel is a powerful tool popularized in Europe. In addition to the text you have received about your behavioral style, the Wheel adds a visual representation that allows you to:

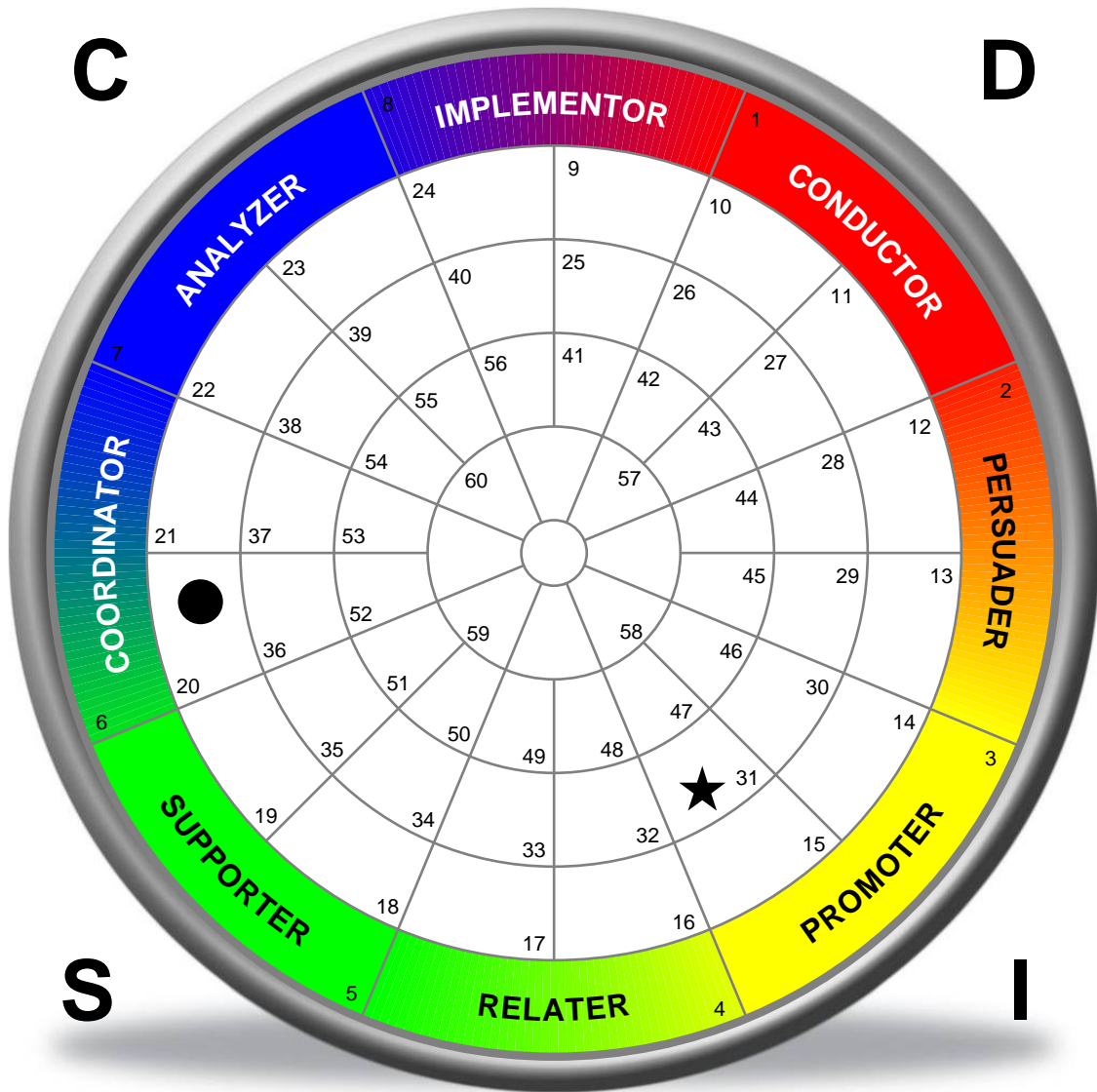
- View your natural behavioral style (circle).
- View your adapted behavioral style (star).
- Note the degree you are adapting your behavior.
- If you filled out the Work Environment Analysis, view the relationship of your behavior to your job.

Notice on the next page that your Natural style (circle) and your Adapted style (star) are plotted on the Wheel. If they are plotted in different boxes, then you are adapting your behavior. The further the two plotting points are from each other, the more you are adapting your behavior.

If you are part of a group or team who also took the behavioral assessment, it would be advantageous to get together, using each person's Wheel, and make a master Wheel that contains each person's Natural and Adapted style. This allows you to quickly see where conflict can occur. You will also be able to identify where communication, understanding and appreciation can be increased.



John Peer
9-20-2007



Adapted: ★ (31) RELATING PROMOTER (FLEXIBLE)
Natural: ● (20) SUPPORTING COORDINATOR

Norm 2003

Success Insights Central & Eastern Europe
(+36) 1 336 1057
info@successinsights-cee.eu